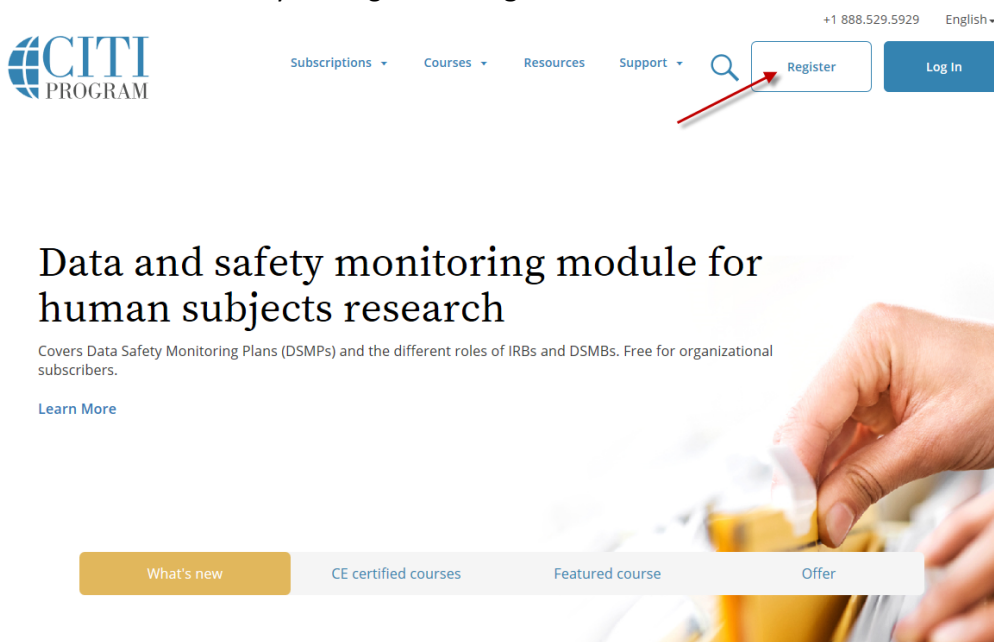


Create a CITI Account and affiliate with the Johns Hopkins Bloomberg School of Public Health

1. Go to the **CITI Home Page**: <https://about.citiprogram.org/en/homepage/>

2. Create an account by clicking on the **Register** button



3. Start typing in Johns Hopkins... and then select **Johns Hopkins Bloomberg School of Public Health**

A screenshot of the CITI Learner Registration form. The form is titled "CITI - Learner Registration" and shows a progress bar with steps 1 through 7, where step 1 is active. The current step is "Select Your Organization Affiliation". Below the title, there is explanatory text: "This option is for persons affiliated with a CITI Program subscriber organization. To find your organization, enter its name in the box below, then pick from the list of choices provided." A search box contains the text "johns hopkins". Below the search box, a dropdown menu is open, showing three options: "Johns Hopkins Bloomberg School of Public Health" (highlighted with a red arrow), "Johns Hopkins Medical Institutions (SSO)", and "Johns Hopkins University". Below this section is the "Independent Learner Registration" section, which includes text about paying for courses and a checkbox for agreeing to the Terms of Service.

4. Check the box next to, “I AGREE to the Terms of Service for accessing CITI Program Materials.”



English ▾

CITI PROGRAM

LOG IN LOG IN THROUGH MY INSTITUTION REGISTER

CITI - Learner Registration

Steps: 1 2 3 4 5 6 7

Select Your Organization Affiliation

This option is for persons affiliated with a CITI Program subscriber organization.

To find your organization, enter its name in the box below, then pick from the list of choices provided. ⓘ

Johns Hopkins Bloomberg School of Public Health

Johns Hopkins Bloomberg School of Public Health only allows the use of a CITI Program username/password for access. You will create this username and password in step 2 of registration.

I AGREE to the [Terms of Service](#) for accessing CITI Program materials.

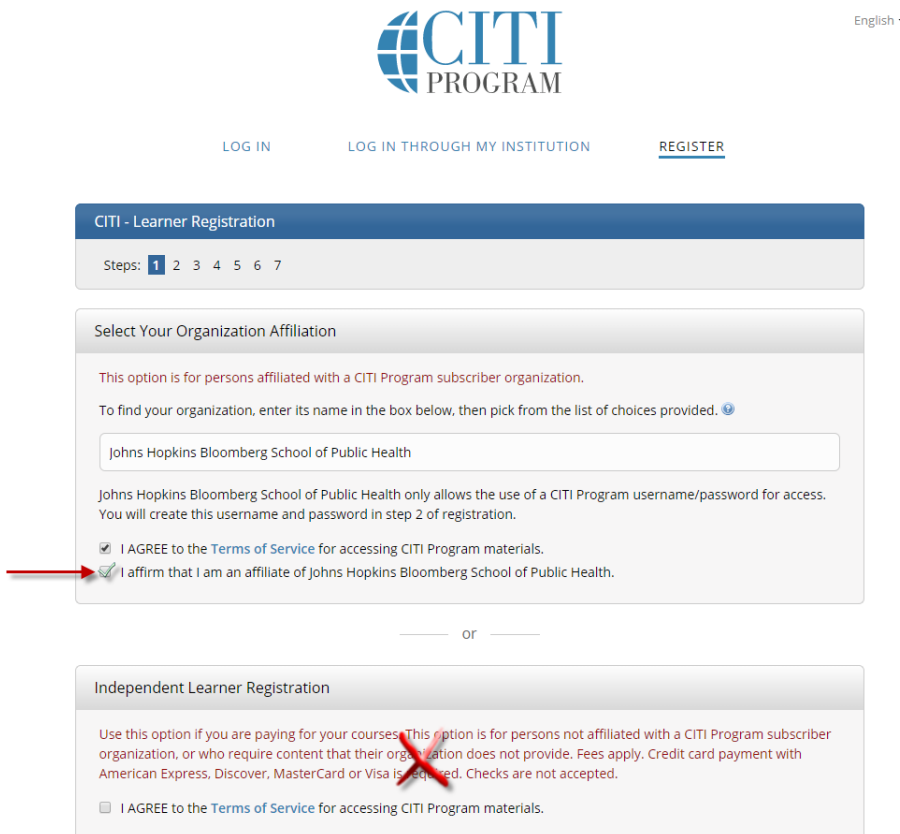
or

Independent Learner Registration

Use this option if you are paying for your courses. This option is for persons not affiliated with a CITI Program subscriber organization, or who require content that their organization does not provide. Fees apply. Credit card payment with American Express, Discover, MasterCard or Visa is required. Checks are not accepted.

I AGREE to the [Terms of Service](#) for accessing CITI Program materials.

5. Check the box next to, “I affirm that I am an affiliate of Johns Hopkins Bloomberg School of Public Health”. DO NOT check the box under Independent Learner Registration



English ▾

CITI PROGRAM

LOG IN LOG IN THROUGH MY INSTITUTION REGISTER

CITI - Learner Registration

Steps: 1 2 3 4 5 6 7

Select Your Organization Affiliation

This option is for persons affiliated with a CITI Program subscriber organization.

To find your organization, enter its name in the box below, then pick from the list of choices provided. ⓘ

Johns Hopkins Bloomberg School of Public Health

Johns Hopkins Bloomberg School of Public Health only allows the use of a CITI Program username/password for access. You will create this username and password in step 2 of registration.

I AGREE to the [Terms of Service](#) for accessing CITI Program materials.

I affirm that I am an affiliate of Johns Hopkins Bloomberg School of Public Health.

or

Independent Learner Registration

Use this option if you are paying for your courses. This option is for persons not affiliated with a CITI Program subscriber organization, or who require content that their organization does not provide. Fees apply. Credit card payment with American Express, Discover, MasterCard or Visa is required. Checks are not accepted.

I AGREE to the [Terms of Service](#) for accessing CITI Program materials.

6. Click the blue box that appears, “Continue To Create Your CITI Program Username/Password”.

The screenshot shows the 'CITI - Learner Registration' page. At the top, there is a navigation bar with 'LOG IN', 'LOG IN THROUGH MY INSTITUTION', and 'REGISTER'. The main heading is 'CITI - Learner Registration' with a sub-heading 'Steps: 1 2 3 4 5 6 7'. The current step is 'Select Your Organization Affiliation'. Below this, there is a text box containing 'Johns Hopkins Bloomberg School of Public Health'. There are two checked checkboxes: 'I AGREE to the Terms of Service for accessing CITI Program materials.' and 'I affirm that I am an affiliate of Johns Hopkins Bloomberg School of Public Health.' A blue button labeled 'Continue To Create Your CITI Program Username/Password' is highlighted with a red arrow pointing to it from the right. Below this section, there is an 'Independent Learner Registration' section with a brief description of its use.

7. Complete the requested information – first and last names, and email address

The screenshot shows the 'CITI - Learner Registration - Johns Hopkins Bloomberg School of Public Health' page. At the top, there is a navigation bar with 'LOG IN', 'LOG IN THROUGH MY INSTITUTION', and 'REGISTER'. The main heading is 'CITI - Learner Registration - Johns Hopkins Bloomberg School of Public Health' with a sub-heading 'Steps: 1 2 3 4 5 6 7'. The current step is 'Personal Information'. Below this, there are four text boxes: '* First Name', '* Last Name', '* Email Address', and '* Verify email address'. Each of these four boxes has a red arrow pointing to it from the top right. Below these, there is a paragraph of text: 'We urge you to provide a second email address, if you have one, in case messages are blocked or you lose the ability to access the first one. If you forget your username or password, you can recover that information using either email address.' Below this paragraph, there are two more text boxes: 'Secondary email address' and 'Verify secondary email address'. At the bottom, there is a blue button labeled 'Continue to Step 3'.

8. Enter a username. Use your JHED ID if you have one. If not, use your first initial and last name.
Example: Name: John Smith. Username: jsmith

The screenshot shows the registration page for the CITI PROGRAM. At the top, there is a logo for CITI PROGRAM and a language dropdown menu set to English. Below the logo are three links: LOG IN, LOG IN THROUGH MY INSTITUTION, and REGISTER. A blue header bar contains the text "CITI - Learner Registration - Johns Hopkins Bloomberg School of Public Health". Below the header, a progress bar shows steps 1 through 7, with step 3 highlighted. The main content area is titled "Create your Username and Password". It includes instructions on username and password requirements. There are four input fields: "User Name", "Password", "Verify Password", and "Security Question" (a dropdown menu). A "Security Answer" field is also present. Red arrows point to the "User Name", "Password", and "Verify Password" fields. A "Continue to Step 4" button is at the bottom.

CITI PROGRAM English

LOG IN LOG IN THROUGH MY INSTITUTION REGISTER

CITI - Learner Registration - Johns Hopkins Bloomberg School of Public Health

Steps: 1 2 3 4 5 6 7

Create your Username and Password

* indicates a required field.

Your username should consist of 4 to 50 characters. Your username is not case sensitive; "A12B34CD" is the same as "a12b34cd". Once created, your username will be part of the completion report.

* User Name

Your password should consist of 8 to 50 characters. Your password IS case sensitive; "A12B34CD" is not the same as "a12b34cd".

* Password * Verify Password

Please choose a security question and provide an answer that you will remember. **NOTE: If you forget your login information, you will have to provide this answer to the security question in order to access your account.**

* Security Question

* Security Answer

Continue to Step 4

9. Start typing your country of residence and choose from the list that appears.

The screenshot shows the registration page for the CITI PROGRAM, Step 4: Country of Residence. The layout is similar to the previous screenshot, with the progress bar now highlighting step 4. The main content area is titled "* Country of Residence". It includes instructions on how to search for a country. There is a search input field with a red arrow pointing to it. A "Continue to Step 5" button is at the bottom.

CITI PROGRAM English

LOG IN LOG IN THROUGH MY INSTITUTION REGISTER

CITI - Learner Registration - Johns Hopkins Bloomberg School of Public Health

Steps: 1 2 3 4 5 6 7

* indicates a required field.

*** Country of Residence**

Search for country: Enter full or partial name (e.g., "United States") OR your country's two or three character abbreviation (e.g., "US", "USA"), then pick from the list of choices provided.

Continue to Step 5

10. Select NO to the questions as indicated below.



English

LOG IN

LOG IN THROUGH MY INSTITUTION

REGISTER

CITI - Learner Registration - Johns Hopkins Bloomberg School of Public Health

Steps: 1 2 3 4 **5** 6 7

* indicates a required field.

* Are you interested in the option of receiving Continuing Education Unit (CEU) credit for completed CITI Program courses?

CITI is pleased to offer CE credits and units for purchase to learners qualifying for CE eligibility while concurrently meeting their institutions training requirements.

CE credits/units for physicians, psychologists, nurses, social workers and other professions allowed to use AMA PRA Category 1 credits for re-certification are available for many CITI courses – with that availability indicated on course and module listings. Please register your interest for CE credits below by checking the "YES" or "NO" dots, and, when applicable, types of credits you wish to earn at bottom of page. Please read texts entered for each option carefully.

Yes

At the start of your course, you will be prompted to click on a "CE Information" page link located at the top of your grade book and to VIEW and ACKNOWLEDGE accreditation and credit designation statements, learning objectives, faculty disclosures, types, number and costs of credits available for your course.

Yes

No

The CE functionality will not be activated for your course. Credits and units will therefore not be available to you for purchase after you start your course. You can change your preference to "YES" before such time however by clicking on the "CE Credit Status" tab located at the top of your grad book page.

No

If you picked "YES", please check below the one type of credit you would like to earn

- MDs, DOs, PAs - AMA PRA Category 1 Credits TM
- Psychologists - APA Credits
- Nurses - ANCC CNE
- Other Participants - Certificates of Participation
- Social Workers - Florida Board of Clinical Social Work, Marriage & Family Therapy and Mental Health Counseling

* Can CITI Program contact you at a later date regarding participation in research surveys?

- Yes
- No
- Not sure. Ask me later

Continue to Step 6

11. Complete the required fields. For language preference, select the appropriate one from the drop-down list. Completion of the other fields is optional.



English ▾

LOG IN

LOG IN THROUGH MY INSTITUTION

REGISTER

CITI - Learner Registration - Johns Hopkins Bloomberg School of Public Health

Steps: 1 2 3 4 5 **6** 7


Please provide the following information requested by Johns Hopkins Bloomberg School of Public Health

* indicates a required field.

Language Preference


* Institutional email address

* Gender

* Highest degree

Employee Number

Department

* What is your role in research?

Address Field 1

Address Field 2

Address Field 3

City

State

Zip/Postal Code

Country

* Office Phone

Home Phone

Continue to Step 7

12. Answer questions below to select the training courses you wish to take. Click **Submit** to finalize your account.

English ▾

saffeeed@seaffessesaf ID 12341187



My Courses | My Records | My CE/CMEs | Support

Select Curriculum
Johns Hopkins Bloomberg School of Public Health

[View instructions page.](#)

Question 1

Select one option below:

This question is required. Choose one answer.

- BSPH Basic Human Subjects Research Course** - Investigators, study staff, and students new to the JHSPH human subjects research training requirements. (Certification period for JHSPH IRB is 5 years)
- BSPH HSR Refresher** - Investigators, study staff, and students needing to renew their human subjects research training requirements.
- Single IRB Use and Administration
- Not at this time

Question 2

Basic Human Subjects Research for non-English speakers - Investigators, study staff, and students needing HSR training in a language other than English. Select language below:

- French Language Course series
- Not at this time.

Question 3

Select from the options below

- Good Clinical Practice and ICH (GCP) - Investigators, study staff, and students involved in drug or device clinical trials.
- GCP - Social and Behavioral Research Best Practices for Clinical Research - Investigators, study staff, and students needing GCP training for social/behavioral studies not involving drugs or devices
- Health Privacy Issues for Researchers (HIPAA) - Investigators, study staff, and students involved in studies using Protected Health Information (PHI)
- Native American Research - Investigators, study staff, and students conducting research on Native American Reservations. The Native American Research module is available to help prepare study teams working on reservations.
- Information Security
- Responsible Conduct of Research (RCR)
- Conflicts of Interest
- Working with the IACUC
- Not at this time.

Question 4

COVID-19: Back to Campus (2020-2023), Remote Contact Tracing, Participating in Vaccine Research, Insights for Higher Ed Leaders, What You Need to Know About COVID-19 Vaccine, and Mental Health for Higher Ed and Healthcare

I wish to access the free courses **above** and acknowledge that I have read and understood the statement below:

These courses were developed or reviewed by medical, research, and environmental health and safety professionals. The Back to Campus course was developed in coordination with the Association of American Medical Colleges (AAMC). Some of these materials may be based on resources and guidance documents produced by the U.S. Centers for Disease Control and Prevention, the U.S. Department of Labor's Occupational Health and Safety Administration, and the National Institutes of Health. Please note, it is not possible to include discussion of everything necessary to ensure a healthy and safe working environment in a presentation of this nature. The information in these courses must be understood as a tool for addressing workplace hazards but not a comprehensive solution. As researchers learn more about COVID-19, professional recommendations and legal requirements may change, and we urge you to keep apprised of such developments. In addition, individuals must always adhere to state and local regulations as well as institutional policy. The information presented here is not intended to provide medical advice. You should seek appropriate medical treatment or call 911 (or applicable emergency service in your area) if it is an emergency.

NOTE: Access to this course will terminate on 1 March 2023.

COVID-19: Back to Campus access includes access to Remote Contact Tracing, Participating in Vaccine Research, Insights for Higher Ed Leaders, What You Need to Know About COVID-19 Vaccines, and Mental Health for Higher Ed and Healthcare.

This question is required. Choose one answer.

- Yes
- No

Submit

SUPPORT
888.529.3929
9:00 a.m. - 7:00 p.m. ET
Monday - Friday
[Contact Us](#)
[Status Page](#)

LEGAL
[Accessibility](#)
[Copyright](#)
[Privacy and Cookie Policy](#)
[Statement of Security Practices](#)
[Anti-Discrimination Policy](#)
[Terms of Service](#)

